

11-14-2014

## Using Tableau for UB Library Services

Nicole Colello

Jennifer L. Murray

University of North Florida, [jl Murray04@gmail.com](mailto:jl Murray04@gmail.com)

Follow this and additional works at: [https://digitalcommons.unf.edu/library\\_facpub](https://digitalcommons.unf.edu/library_facpub)



Part of the [Library and Information Science Commons](#)

---

### Recommended Citation

Colello, Nicole and Murray, Jennifer L., "Using Tableau for UB Library Services" (2014). *Library Faculty Presentations & Publications*. 62.

[https://digitalcommons.unf.edu/library\\_facpub/62](https://digitalcommons.unf.edu/library_facpub/62)

This Presentation is brought to you for free and open access by the Thomas G. Carpenter Library at UNF Digital Commons. It has been accepted for inclusion in Library Faculty Presentations & Publications by an authorized administrator of UNF Digital Commons. For more information, please contact [Digital Projects](#).

© 11-14-2014 All Rights Reserved

# Using Tableau for UB Library Services

Nicole Colello & Jennifer Murray

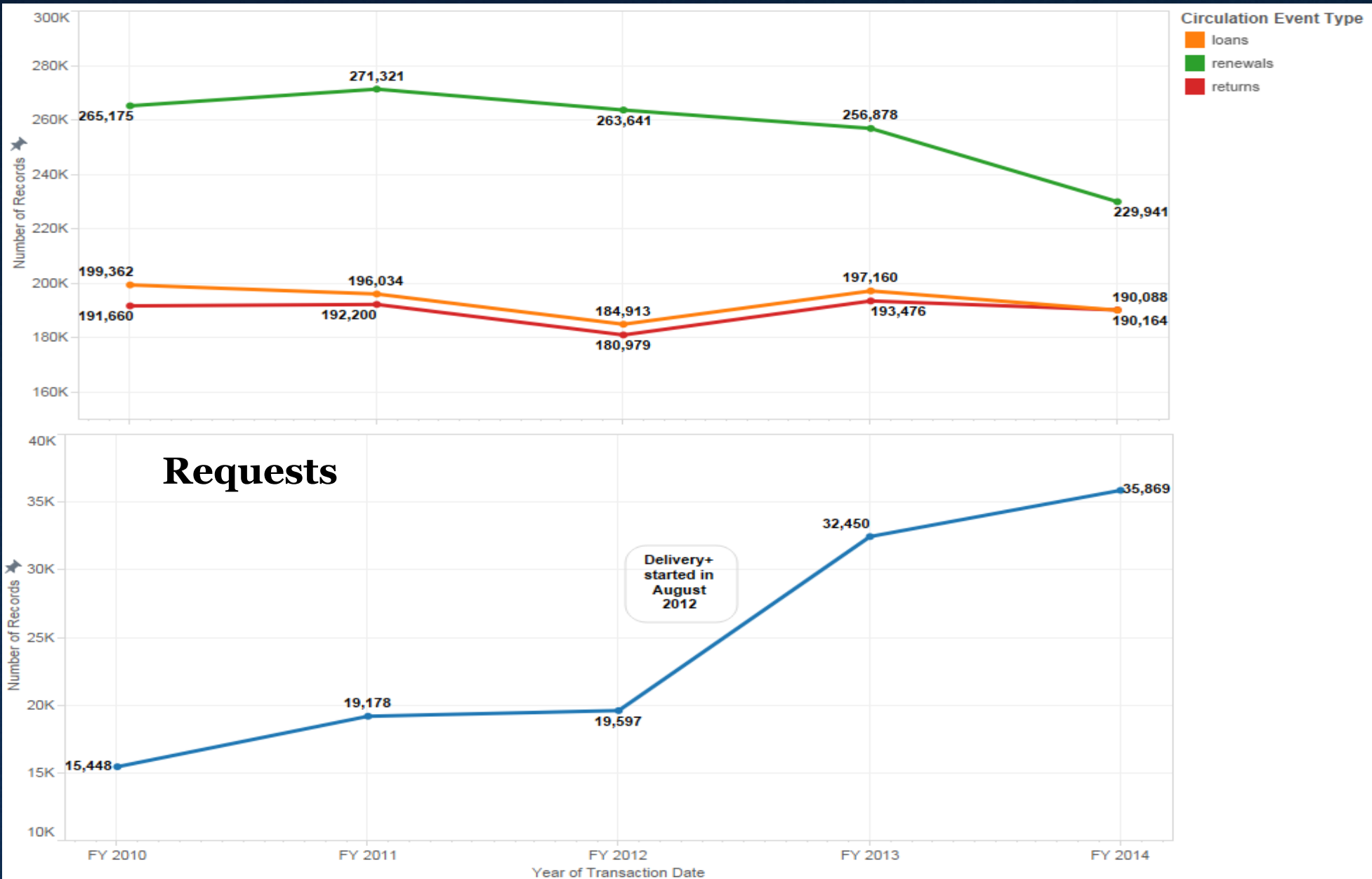
# Why Tableau?

- Formed Discovery and Delivery Assessment team in the Access Services unit (Circulation, Reserve, Inter-Library Loan)
- Have many systems that don't talk to each other
- Numerous statistics kept by numerous staff using numerous tools
- Tool to easily connect, view and blend data elements → Tableau!
- Other libraries using Tableau:
  - University of British Columbia Library
  - UMass Amherst Libraries
  - Ohio State University Libraries
- Libraries Innovation Fund allowed us to purchase desktop licenses

# Benefits of using Tableau

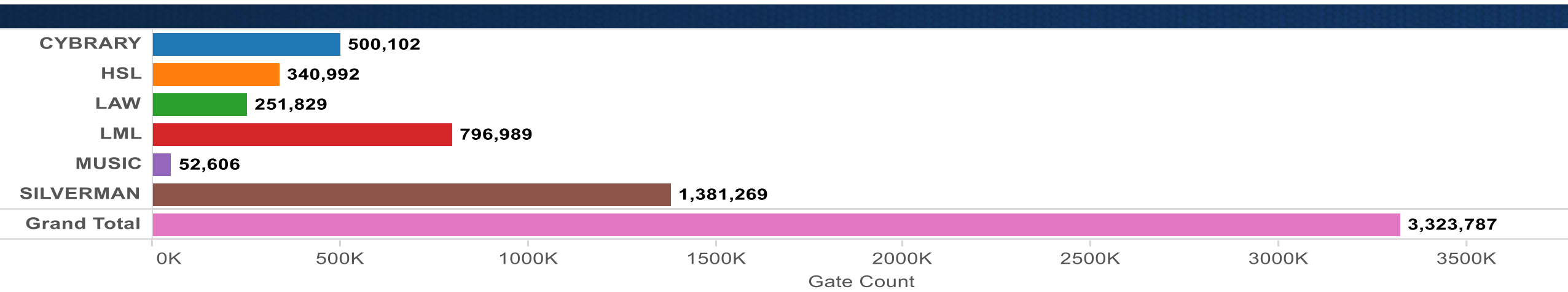
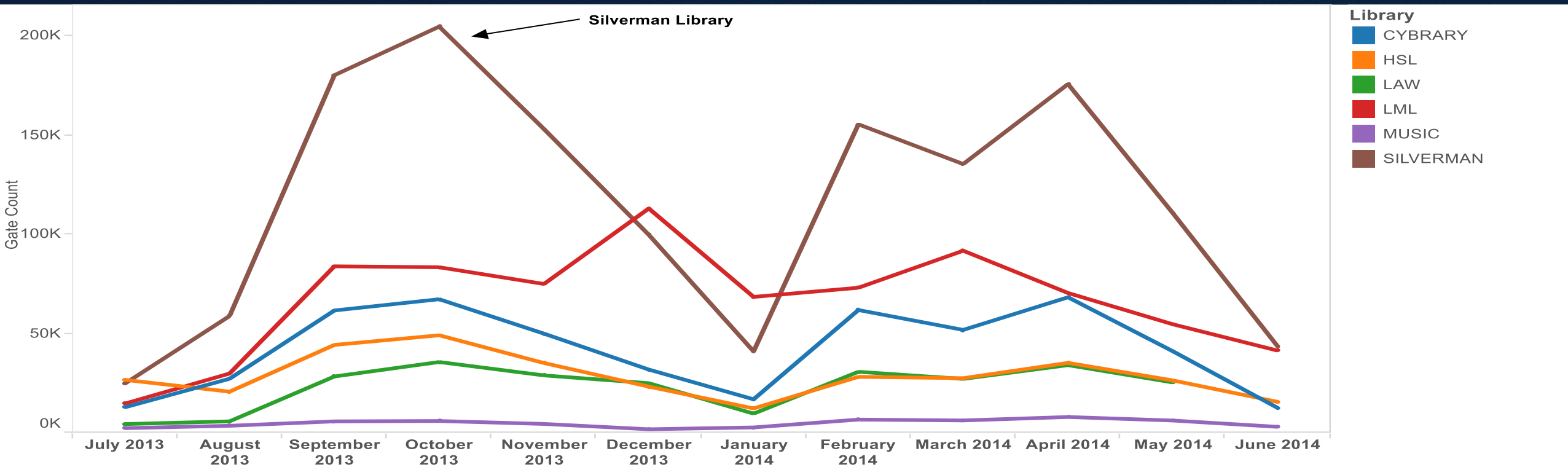
- Informed decision making
  - Drive improvement of services
  - Create workflow efficiencies
  - Aid in direction of future services
- Connect to a wide variety of data sources (InfoSource, MS SQL, Access, Excel...)
- Visualize your data - tell a story
- Interact with your data
- Easy to learn and use

# Print Circulation Events – 5 years



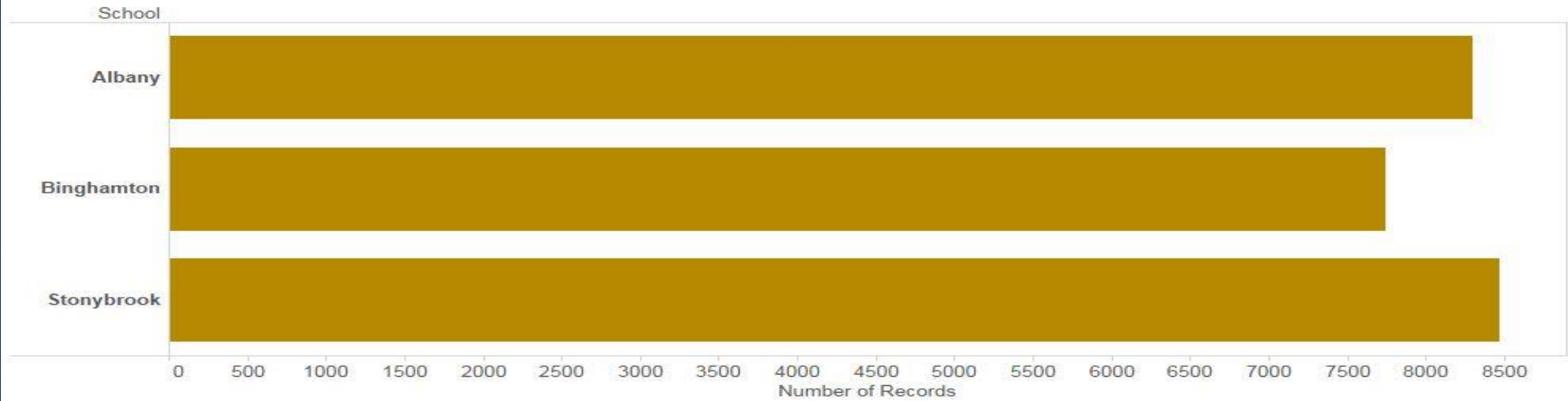


# Gate Counts, 2013-2014

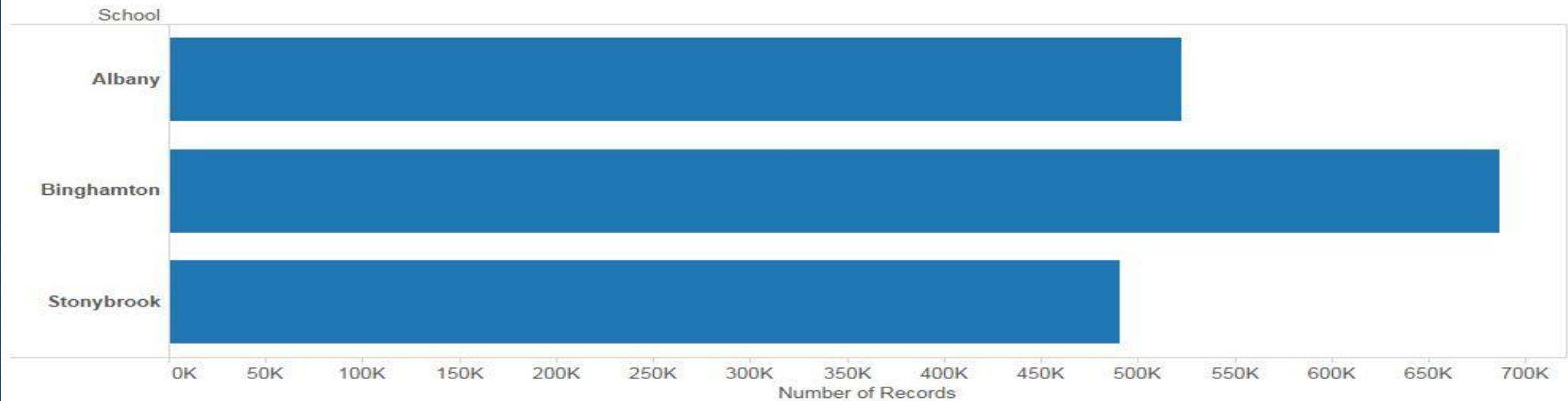


# Library Collections Overlap

### SUNY Centers - Overlap with Empire Shared Serial Titles



### SUNY Centers - Overlap with UB (BUF) Print Books





# Next Steps

- Combine data from multiple systems within the Libraries
  - How and what faculty, staff and students are using
- Combine Library data with UB systems such as InfoSource
  - Library use by department
  - Library contribution to student success
- Explore how else we might benefit from Tableau
  - Analyze operations, costs, quality, and impact of services
  - What questions are we trying to answer?
- Goal to use Tableau across the UB Library units

# Resources

- Campus Resources
  - Other schools and departments on campus using Tableau -
    - College of Arts & Sciences
    - Graduate Enrollment Management Services
    - Institutional Analysis
    - School of Social Work
- UB Analytics powered by Tableau
  - <http://www.buffalo.edu/provost/admin-units/apbe/reports-documents/tableau-analytics.html>
- Lots of free online documentation and training!

# THANK YOU!

Nicole Colello ([ncolello@buffalo.edu](mailto:ncolello@buffalo.edu))

Jennifer Murray ([jlmurray@buffalo.edu](mailto:jlmurray@buffalo.edu))